























































7 100m Backstroke Mixed Final































Official

☰ Entries 1☰ Heats 1☒ Summary

Total

Rank	Competitor	Age	Club	RT	PTS	Result
1	 Baird Alex	29	 Roskill Mas...	0.63		1:08.76 Entry: 1:08.80 -0.04 50m: 32.77 100m: 1:08.76 (35.99)
2	 Dalzell David	32	 Queen Eliz...	0.68		1:12.52 Entry: 1:12.00 +0.52 50m: 100m: 1:12.52 (1:12.52)
3	 Easter Chel...	29	 Speed Dem...	0.74		1:12.54 Entry: 1:13.57 -1.03 50m: 35.33 100m: 1:12.54 (37.21)
4	 Saunders ...	39	 Selwyn Ma...	0.83		1:15.73 Entry: 1:16.29 -0.56 50m: 100m: 1:15.73 (1:15.73)
4	 Armstrong ...	42	 Waitakere ...	0.75		1:15.73 Entry: 1:13.32 +2.41 50m: 36.52 100m: 1:15.73 (39.21)
6	 Thieme Ma...	45	 Roskill Mas...	0.77		1:17.01 Entry: 1:17.00 +0.01 50m: 37.22 100m: 1:17.01 (39.79)
7	 Dustow La...	24	 Central Ha...	0.78		1:17.10 Entry: 1:19.91 -2.81 50m: 36.49 100m: 1:17.10 (40.61)
8	 Macartney ...	35	 North Shor...	0.69		1:18.23 Entry: 1:13.87 +4.36 50m: 36.50 100m: 1:18.23 (41.73)
9	 Gildenhuy...	60	 North Shor...	0.64		1:19.34 Entry: 1:20.00 -0.66 50m: 38.82 100m: 1:19.34 (40.52)
10	 Rowland S...	54	 Roskill Mas...	0.71		1:19.52 Entry: 1:18.81 +0.71 50m: 38.62 100m: 1:19.52 (40.90)
11	 De Vries Jo...	67	 Whakatane...	0.91		1:19.62 Entry: 1:19.00 +0.62 50m: 37.90 100m: 1:19.62 (41.72)
12	 Troiani Marco	56	 Jasi Masters	0.83		1:19.64 Entry: 1:22.00 -2.36 50m: 39.48 100m: 1:19.64 (40.16)

13	 Allen Nicole	25	 Roskill Mas...	0.78	1:20.72 Entry: 1:24.00 -3.28
	50m: 38.31		100m: 1:20.72 (42.41)		
14	 Scott Gemma	36	 Waitakere ...	0.76	1:21.42 Entry: 1:22.00 -0.58
	50m: 39.63		100m: 1:21.42 (41.79)		
15	 Gardner Ca...	60	 Greendale ...	0.90	1:22.32 Entry: 1:21.70 +0.62
	50m: 39.59		100m: 1:22.32 (42.73)		
16	 Happe Lucy	28	 Roskill Mas...	0.79	1:23.00 Entry: 1:24.00 -1.00
	50m: 40.25		100m: 1:23.00 (42.75)		
17	 Robson Amy	35	 Waitakere ...	0.84	1:23.52 Entry: 1:26.45 -2.93
	50m: 40.94		100m: 1:23.52 (42.58)		
18	 Lovell Jodie	47	 Blenheim M...	0.79	1:24.73 Entry: 1:31.12 -6.39
	50m: 40.29		100m: 1:24.73 (44.44)		
19	 Breuer Tracy	35	 Kiwi West ...	0.74	1:25.61 Entry: 1:15.05 +10.56
	50m: 39.68		100m: 1:25.61 (45.93)		
20	 Raja Ash	59	 Roskill Mas...	0.80	1:26.75 Entry: 1:26.00 +0.75
	50m: 41.68		100m: 1:26.75 (45.07)		
21	 Crotty Robyn	64	 Jasi Masters	0.81	1:26.96 Entry: 1:24.00 +2.96
	50m: 42.42		100m: 1:26.96 (44.54)		
22	 Jones Russ...	63	 North Shor...	0.78	1:28.79 Entry: 1:28.00 +0.79
	50m: 45.24		100m: 1:28.79 (43.55)		
23	 Colliar Gail	50	 North Shor...		1:31.35 Entry: 1:45.00 -13.65
	50m: 43.80		100m: 1:31.35 (47.55)		
24	 Rowland C...	47	 Whakatane...	0.78	1:33.74 Entry: 1:40.00 -6.26
	50m: 45.05		100m: 1:33.74 (48.69)		
25	 Van Dyk Ju...	69	 Wharenuui ...	0.72	1:35.73 Entry: 1:30.00 +5.73
	50m: 46.27		100m: 1:35.73 (49.46)		
26	 Burnard Cl...	66	 Makino Ma...	0.93	1:37.87 Entry: 1:41.00 -3.13
	50m: 48.34		100m: 1:37.87 (49.53)		
27	 Mcdonald Z...	41	 NOWSA M...	0.83	1:41.33 Entry: 1:42.00 -0.67
	50m: 48.97		100m: 1:41.33 (52.36)		

28	 Harvey Cat...	60	 Waitakere ...	0.66		1:44.31 Entry: 2:05.00 -20.69
	50m: 50.06		100m: 1:44.31 (54.25)			
29	 Catterall S...	55	 North Shor...	0.79		1:44.65 Entry: 2:00.00 -15.35
	50m: 50.22		100m: 1:44.65 (54.43)			
30	 James Rob	80	 Waitakere ...	0.81		1:53.57 Entry: 1:50.00 +3.57
	50m: 56.05		100m: 1:53.57 (57.52)			
31	 Taylor Isobel	75	 Waikato Ma...	0.83		1:56.18 Entry: 1:59.00 -2.82
	50m: 57.52		100m: 1:56.18 (58.66)			
32	 Agnew Me... S10	45	 Jasi Masters	0.86	173	1:58.01 Entry: 2:00.00 -1.99
	50m: 56.81		100m: 1:58.01 (1:01.20)			
33	 Pollard Sue	82	 North Shor...			2:06.77 Entry: 2:30.00 -23.23
	50m: 1:03.24		100m: 2:06.77 (1:03.53)			
34	 Davidson Liz	63	 North Shor...	0.79		2:13.13 Entry: 2:15.00 -1.87
	50m: 1:05.12		100m: 2:13.13 (1:08.01)			
35	 Marks Gary	76	 Dunedin M...	0.83		2:13.25 Entry: 2:14.52 -1.27
	50m: 1:04.37		100m: 2:13.25 (1:08.88)			
36	 Agterkamp ...	39	 Jasi Masters	0.68		2:13.28 Entry: 2:00.00 +13.28
	50m: 1:04.47		100m: 2:13.28 (1:08.81)			
37	 Johnstone ...	73	 Waitakere ...	0.89		2:26.48 Entry: 2:28.00 -1.52
	50m: 1:07.83		100m: 2:26.48 (1:18.65)			
38	 Buwalda Ilo...	49	 North Cant...	0.97		2:34.13 Entry: 2:26.92 +7.21
	50m: 1:11.40		100m: 2:34.13 (1:22.73)			
39	 O'Donnell J...	90	 North Shor...	0.77		2:35.42 Entry: 2:36.44 -1.02
	50m: 1:14.74		100m: 2:35.42 (1:20.68)			
40	 Corskie Mary	80	 Waikato Ma...			3:10.84 Entry: 3:26.24 -15.40
	50m: 1:32.07		100m: 3:10.84 (1:38.77)			
-	 Butters Carly	32	 Waitakere ...			DNS
-	 Sjosten Karin	51	 North Shor...			DNS